

# PanelMAX 1120 Radiant Panel Heaters




# SOUTHEAST THERMAL SYSTEMS

WWW.SETHERMAL.COM

RFQ@SETHERMAL.COM

PHONE: 704-399-4248



## Technical Data:

- **Face Temperature:** 1100°F Maximum (595°C)
- **Wattage:** Watt densities up to 20 W/in<sup>2</sup> (3W/cm<sup>2</sup>)
- **Standard Dimensions:** ± 1/16 inch
- **Typical Peak Energy Wavelength:** 3-3.5 microns

Limitations			
Heater Dimensions	Min.	Max.	Increments
Width: inches (mm)	1 (25.4)	36 (914.4)	1 (25.4)
Length: inches (mm)	6 (152.4)	70 (1778)	any

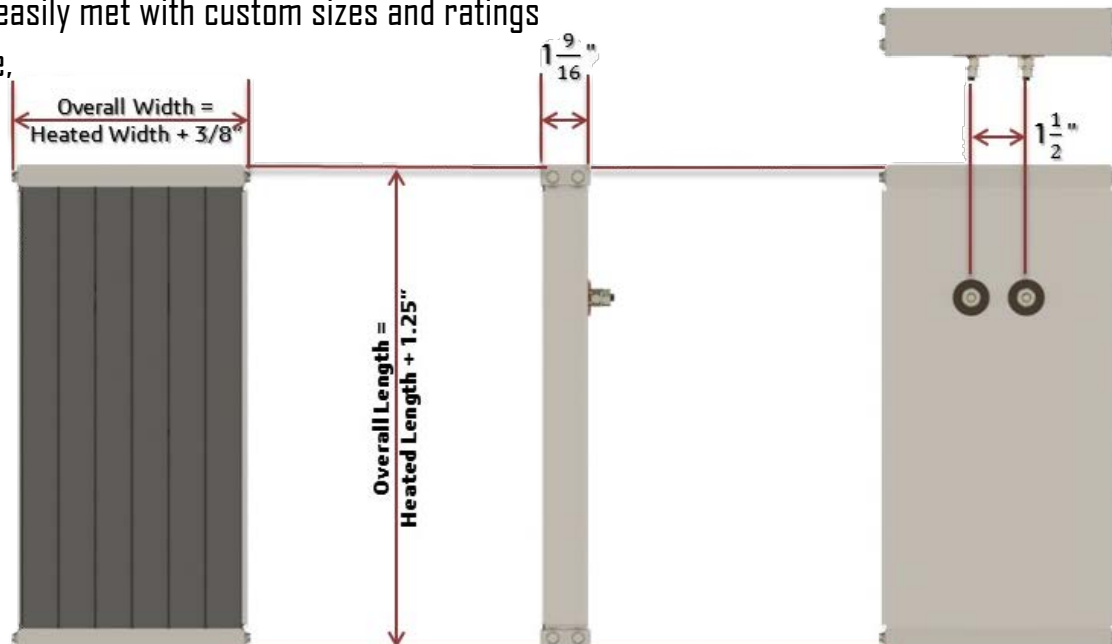
The PanelMAX 1120 is a lightweight, yet sturdy and durable radiant heater panel. The emitter sheath is stainless steel with a black coating that makes it a highly efficient radiating surface. In addition the heaters low mass allows rapid start-up and fast response to controls. The patented PanelMAX heater features one inch (25mm) wide emitter strips that are individually replaceable for lower maintenance costs. Weighing only 5.5lbs the heater is easy to mount.

## Features & Benefits:

- **Field replaceable emitter strips** reduce your costs.
- **High temperature mica** electrically insulates nickel chromium resistance wire, permitting longer heater life.
- **High emissivity coating** on emitter strips improves radiant heating efficiency.
- **Thermal Insulation**, one inch thick, backs the emitter strips to reduce backside losses.
- **Uniform full surface heat source** provides better, more even heat.
- **Special requirements** are easily met with custom sizes and ratings
- Some **stock sizes** available.

## Applications:

- Drying screen-printed textiles
- Curing process coatings on circuit boards
- Food warming/cooking
- Epoxy curing





### Mounting Studs

Standard 1/4 X 20 X 1 1/2 inch (M6 X 40) steel studs are welded to the case. For best support, studs should be approximately located on 12 inch centers. Consult Watlow for exact locations on specific heaters.



### Terminal Box

To protect electrical connections, a standard NEMA terminal box is available. The standard size is 4 X 4 X 1 5/8 inches (102 X 102 X 41 mm) with knockouts for 1/2 inch (12.5 mm) conduit. Other NEMA sizes are also available.




### Mounting Legs

Mounting legs are extensions of the steel end caps with mounting slots for bolting directly to field support members. There is no extra charge for legs; they can be supplied in half inch increment from 0.5 inch (12.5 mm) to three inches (76 mm). No slots are provided in legs less than one inch (25 mm) long.



### Wiring Raceway

Custom designed to your specific requirements, a steel raceway provides electrical and physical protection for all terminal connections. This can be particularly useful for multi-zone panels.



### Thermocouple Pocket

A thermocouple pocket is welded to the emitting surface. The pocket accepts a 0.063 inch (1.6 mm) diameter thermocouple (not included). This option provides accurate temperature sensing and easy thermocouple replacement.



### Thermowell

A thermowell allows you to use a thermocouple with a bayonet fitting to monitor heater temperature. The thermowell is located on the back of the panel to allow easy access for thermocouple replacement. Spring tension holds the tip of the thermocouple in contact for close control of the heater temperature. Thermocouple sold separately.