



## "Standard" Self-contained Hopper Loader SAL

SAL-360

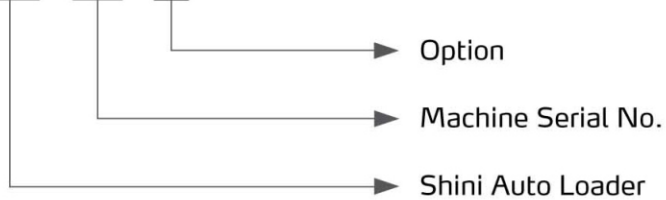


Refer carefully to this manual before operation.

# SAL Series

## ■ Coding Principle

SAL - xxx - xx



## ■ Features

- Stainless steel hopper, motor overload protective device.
- All the machines are equipped with hinged hopper lid except SAL-430 and SAL-460.
- All the machines are equipped with auto reverse cleaning kit and cloth mesh filter except SAL-430 and SAL-460.
- SAL-430/460 has standard cloth mesh filter and motor reverse cleaning function.



SAL-460



Control Panel

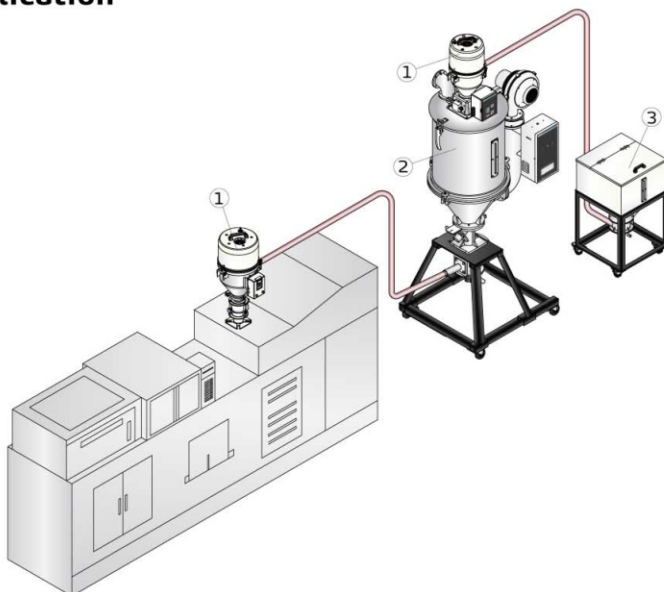


Reverse Cleaning Kit  
(SAL-330/360)



Cloth Filter

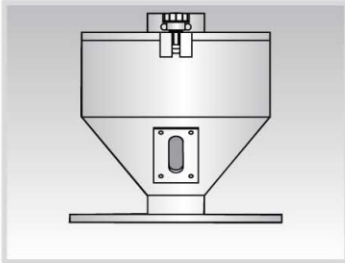
## ■ Application



1. Auto loader
2. "Standard" hopper dryer
3. Material tank

## Options

### SCH-6L



For temporary storage of material, SCH-6L storage hopper is available for SAL-330/360.

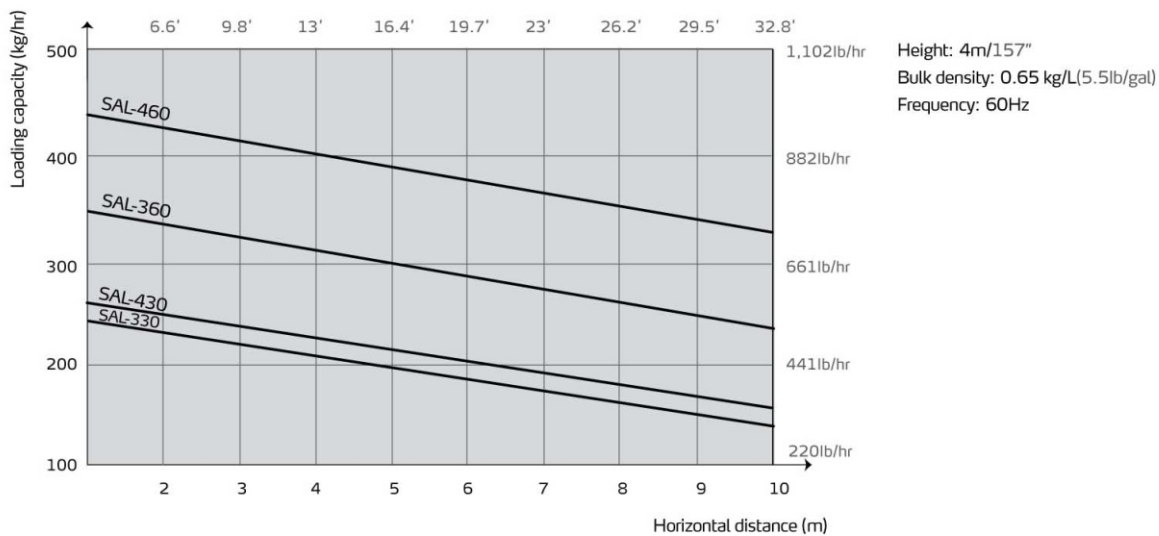
### SPV-U



SPV-U is an option for all models (Including control cabinet).

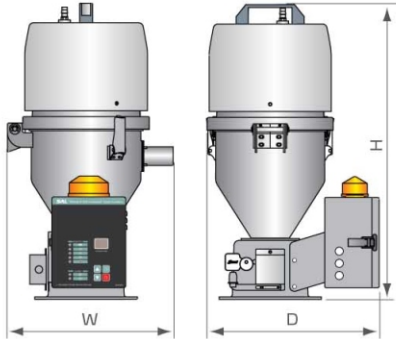
- Buzzer is optional .Add "B" at the model behind.
- Manual control switch is optional to deal with conditions that power supply is hard to manage when machine is installed at higher places. Add "RS" at the model behind.
- Quick mixing valve can be opted to work with proportional valve to enhance mixing effect. Add "QM" at the model behind.
- For polished hopper inside ones, add "P" at the end of the model code.

## Loading Capacity

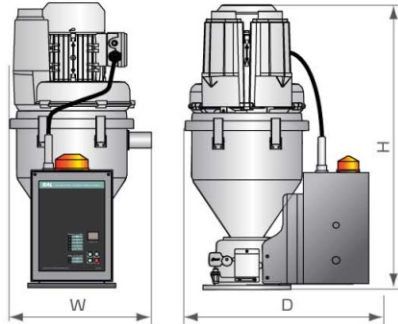


# SAL Series

## Outline Drawings



SAL-330/360



SAL-430/460

## Specifications

Model		SAL-330	SAL-360	SAL-430	SAL-460	
Blower Type		Carbon brush	Carbon brush	Inductive	Inductive	
Motor Power (kW, 50/60Hz)		1.15/1.32	1.15/1.32	0.37/0.42	0.75/0.85	
Conveying Pipe Dia. (inch)		1.5	1.5	1.5	1.5	
Conveying Capacity (60Hz)	kg/hr	200	300	200	300	
	lb/hr	441	661	441	661	
Hopper Capacity	L	3	6	3	6	
	gal	0.8	1.6	0.8	1.6	
Input Voltage		1 $\Phi$ , 115/230VAC, 50/60Hz		3 $\Phi$ , 230/400/460/575VAC, 50/60Hz		
Material Level Control		Microswitch	Microswitch	Microswitch		
Cloth Filter		Standard				
Auto-Cleaning Function		Standard				
Dimensions	H	mm	595	670	660	735
		inch	23.4	26.4	26	28.9
	W	mm	345	385	310	350
		inch	13.6	15.2	12.2	13.8
	D	mm	355	380	430	455
		inch	14	15	16.9	17.9
Weight	kg	13	14	23	26	
	lb	28.7	30.9	50.7	57.3	

Notes: 1) Test condition of conveying capacity: Plastic material of bulk density 0.65kg/L(5.5lb/gal), dia. 3~5mm/0.12~0.2 inch, vertical conveying height: 4m/13.1Feet, horizontal conveying distance: 1m/3.28Feet.

We reserve the right to change specifications without prior notice.

## Shini Group

Addr: No. 23, Minhe St., Shulin Dist.,  
New Taipei, Taiwan

Tel: +886 2 2680 9119

Fax: +886 2 2680 9229

Email: [shini@shini.com](mailto:shini@shini.com)

### Factories:

- Taiwan
- Dongguan
- Pinghu
- Ningbo
- Chongqing
- Pune

2017-02-15-04 Copyrights Reserved.

[www.shini.com](http://www.shini.com)