



## Separate-vacuum Hopper Loader

SAL-5HP-UG & SHR-24U

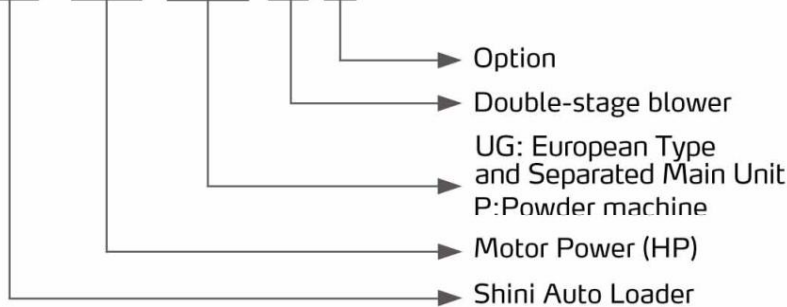


Refer carefully to this manual before operation.

# SAL-UG/UGP Series

## ■ Coding Principle

SAL - xxHP-UG(P)-(D)-xx



SAL-1HP-UG & SHR-6U-E

## ■ Features

### Standard configuration

- Data backed up on EPROM in case of power failure and does not require back up battery.
- It consists of a cyclone dust separator and a dust collective bin to effectively reduce the load of filter.
- Function for setting regrind mix ratio via optional SPV-U.
- Standard equipped with alarm lamp.
- SAL-5HP-UG and models above, all series of SAL-UGP are standard equipped with the vacuum breaking valve.



Vacuum breaking diaphragm valve

## ■ Application

SAL-UG series separate-vacuum hopper loaders collocated with stainless steel hopper ensures no material contamination. The whole range comprises of seven models equipped with vacuum blower from 1 to 15HP.

SAL-UGP series separated-vacuum hopper loaders are based on the SAL-UG and can be customized to equip with different filter powder hoppers, especially suitable for 30% and 100% powder loading.

## ■ Options

### Air accumulator auto washing



In the case of much impurity or recycled materials included in raw materials, main unit can be equipped with air accumulator auto washing unit as options, and add "A" at the end of model code. (Suitable for SAL-5HP-UG and models above)

### Cyclone dust separator



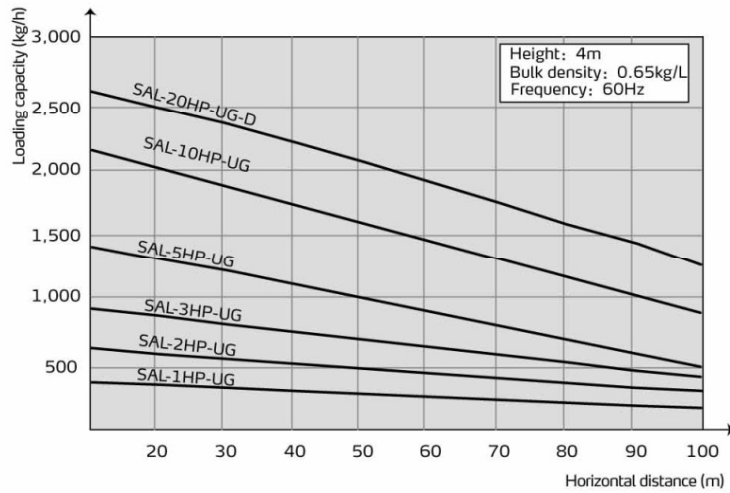
Cyclone dust separator is available for SAL-1HP-3HP-UG.

### Buzzer

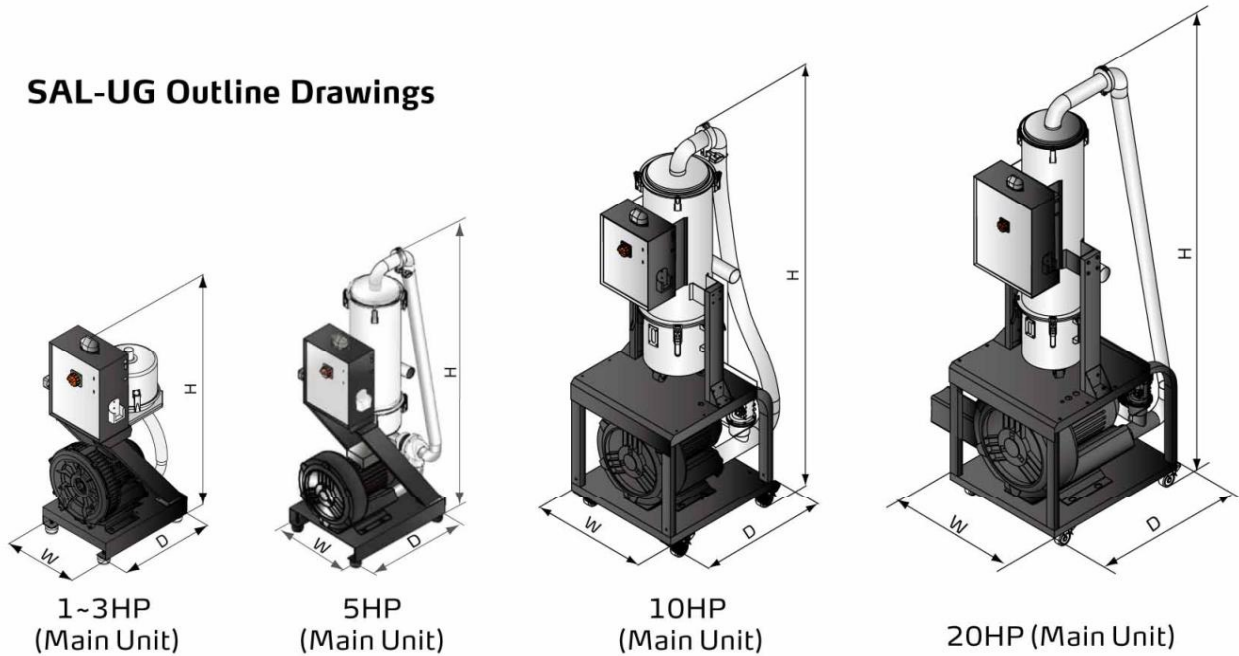


Buzzer is available as an option.

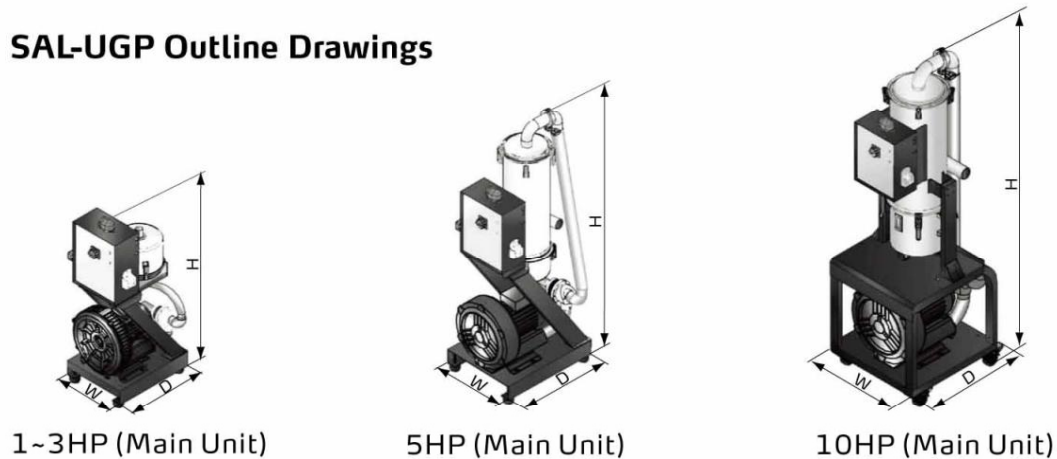
## ■ SAL-UG Loading Capacity



## ■ SAL-UG Outline Drawings

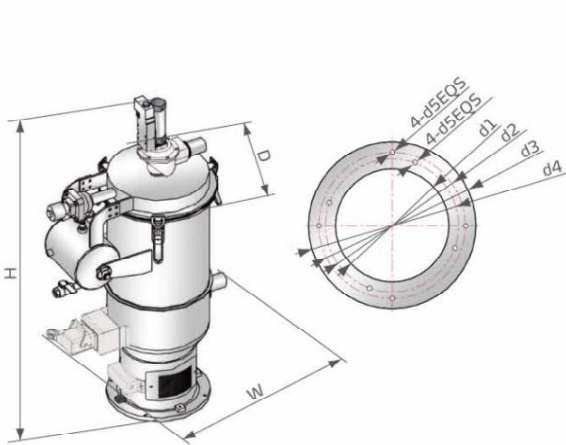


## ■ SAL-UGP Outline Drawings

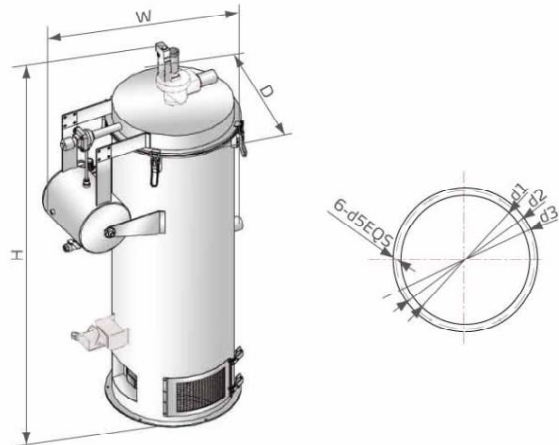


# SAL-UG/UGP Series

## SAL-UGP Outline Drawings



SHR-P-12U



SHR-P-30U ~ SHR-P-90U

## SAL-UG Specifications

Model	Motor Power(kW) (50/60Hz)	Specifi- cation	Mian Unit		Weight		Hopper Receiver				Conveying Pipe Dia. (Inch)	Air Suction Pipe Dia. (Inch)	Conveying Capacity		
			Dimension H x W x D		kg	lb	Applied to	Hopper Capacity		Weight			kg/hr	lb/hr	
			mm	inch				L	gal	kg					lb
SAL-1HP-UG	0.75/ 0.85	3φ	1000×400×500	39.4×15.7×19.7	50	110	SHR-6U ×1	6	1.6	6	13	1.5	1.5	300	661
							SHR-6U-E ×1			8	18				
SAL-2HP-UG	1.5/ 1.8	3φ	1000×400×500	39.4×15.7×19.7	54	119	SHR-12U ×1	12	3.2	7	15	1.5	1.5	500	1102
							SHR-12U-E ×1			12	26				
SAL-3HP-UG	1.85/ 2.0	3φ	1000×400×500	39.4×15.7×19.7	60	132	SHR-24U ×1	24	6.4	9	20	2	2	700	1543
							SHR-24U-E ×1			13	29				
SAL-5HP-UG	3.75/ 4.2	3φ	1380×490×590	54.3×19.3×23.2	74	163	SHR-24U ×1	24	6.4	9	20	2	2	1000	2205
SAL-5HP-UG-D			1380×690×590	54.3×27×23.2	76	168	SHR-24U-E ×1			13	29				
SAL-10HP-UG	7.5/ 8.6	3φ	1850×580×790	72.8×22.8×31	160	353	SHR-36U ×1	36	9.5	11	24	2	2.5	1600	3527
SAL-10HP-UG-D			1850×750×890	72.8×29.5×35	162	357				11	24				
SAL-20HP-UG-D	13/ 18.7	3φ	2270×745×1030	89.4×29.3×40.6	236	520	SHR-48U ×1	48	12.7	15	33	2.5	3	2000	4409

- Notes: 1) "SHR-U-E" stands for photosensor hopper receiver, "SHR-U" refers to vacuum hopper receiver.  
 2) Test condition of conveying capacity: Plastic material of bulk density 0.65kg/L(5.5lb/gal),  
 dia. 3-5mm/0.12-0.2inch, vertical conveying height: 4m/13.1feet, horizontal conveying distance: 5m/16.4feet.  
 3) Power supply: 3φ, 230/400/460/575V, 50/60Hz





■ **SAL-UGP Specifications (With bag filter, this series is suitable for conveying materials containing 30% powder.)**

Main Unit			Hopper Receiver										Filter Cloth Quantity	(Main Unit) H×W×D		
Model	Motor Power (kW, 50/60Hz)	Specification	Applied to	Conveying Pipe Dia. (inch)	Air Suction Pipe Dia. (inch)	Hopper Capacity		Hopper Dia.		Conveying Capacity		mm		inch		
						L	gal	mm	inch	kg/hr	lb/hr					
SAL-1HP-UGP	0.75/0.85	3Φ	SHR-P-12U	1.5	1.5	12	3.2	Φ270	Φ10.6	300	661	1000×400×500	39.4×15.7×19.7			
SAL-2HP-UGP	1.5/1.8	3Φ	SHR-P-30U			30	7.9	Φ380	Φ15	400	882			7		
SAL-3HP-UGP	1.85/2.0	3Φ	SHR-P-60U	2	2	60	15.9	Φ440	Φ17.3	650	1433	1380×490×590	54.3×19.3×23.2			
SAL-5HP-UGP	3.75/4.2	3Φ								1200	2646			10	1380×690×590	54.3×27×23.2
SAL-5HP-UGP-D										1830×585×675	72×23×26.6					
SAL-10HP-UGP	7.5/8.6	3Φ	SHR-P-90U	2.5	2.5	90	23.8	Φ550	Φ21.7	2000	4409	1830×740×675	72×29×26.6			
SAL-10HP-UGP-D										1830×585×675	72×23×26.6					

We reserve the right to change specifications without prior notice.

**SAL-UGP Specifications (With plate filter, this series is suitable for conveying materials containing 100% powder.)**

Main Unit			Hopper Receiver										Filter Cloth Quantity	(Main Unit) H×W×D		
Model	Motor Power (kW, 50/60Hz)	Specification	Applied to	Conveying Pipe Dia. (inch)	Air Suction Pipe Dia. (inch)	Hopper Capacity		Hopper Dia.		Conveying Capacity		mm		inch		
						L	gal	mm	inch	kg/hr	lb/hr					
SAL-1HP-UGP	0.75/0.85	3Φ	SHR-P-30U-1	1.5	1.5	30	7.9	Φ270	Φ10.6	300	661	1000×400×500	39.4×15.7×19.7			
SAL-2HP-UGP	1.5/1.8	3Φ	SHR-P-30U-2			30	7.9	Φ380	Φ15	400	882			2		
SAL-3HP-UGP	1.85/2.0	3Φ	SHR-P-60U-3	2	2	60	15.9	Φ440	Φ17.3	650	1433	1380×490×590	54.3×19.3×23.2			
SAL-5HP-UGP	3.75/4.2	3Φ								1200	2646			3	1380×690×590	54.3×27×23.2
SAL-5HP-UGP-D										1830×585×675	72×23×26.6					
SAL-10HP-UGP	7.5/8.6	3Φ	SHR-P-90U-5	2.5	2.5	90	23.8	Φ550	Φ21.7	2000	441	1830×740×675	72×29×26.6			
SAL-10HP-UGP-D										1830×585×675	72×23×26.6					

Notes: 1) Test condition of conveying capacity: Use dried powder plastic material without any viscosity and its bulk density is 0.6kg/L(5.5lb/gal), vertical conveying height: 4m/13.1feet, horizontal conveying distance: 5m/16.4feet.  
2) Power supply: 3Φ, 230/400/460/575V, 50/60Hz.

We reserve the right to change specifications without prior notice.

## Shini Group

Addr: No. 23, Minhe St., Shulin Dist.,  
New Taipei, Taiwan

Tel: +886 2 2680 9119

Fax: +886 2 2680 9229

Email: [shini@shini.com](mailto:shini@shini.com)

### Factories:

- Taiwan
- Dongguan
- Pinghu
- Ningbo
- Chongqing
- Pune

2015-08-15-04 Copyrights Reserved.

[www.shini.com](http://www.shini.com)