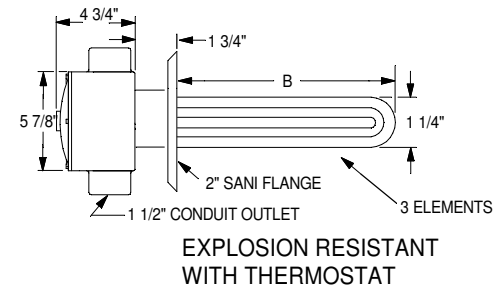
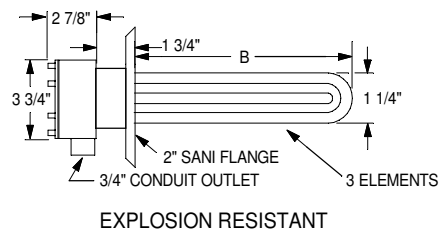
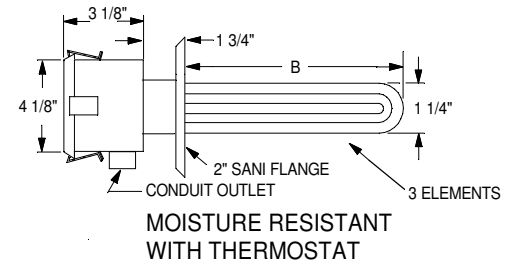
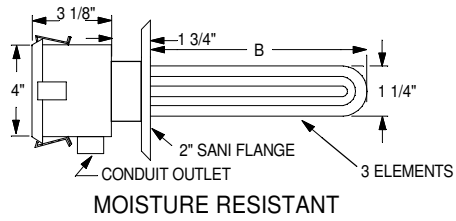
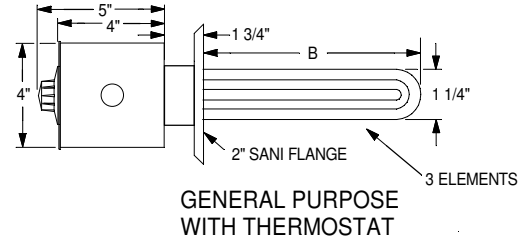
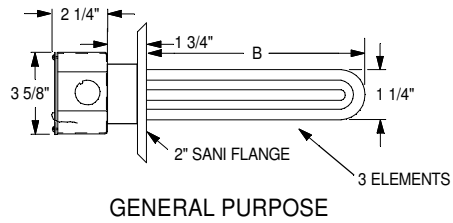


"B" = IMMERSION LENGTH



DIMENSIONS ARE IN INCHES (MM)
 TOLERANCES ARE AS FOLLOWS, UNLESS NOTED
 1/XX, ± 1/8" (2mm) 1/XX, ± 1/16" (1mm)
 .0XX, ± .01" (.25mm) .00X, ± .005" (.1mm)
 ANGLES ± 1°

NOTES:

REVISION DATE	REV. NUMBER	DESCRIPTION OF REVISION	REV'D BY	APP'D BY



SOUTHEAST
 THERMAL SYSTEMS

TITLE: **D2 SERIES
 3 ELEMENTS**

CUSTOMER:	
DESIGN BY:	DESIGN DATE:
DRAWN BY:	DRAWN DATE:
CHECKED BY:	CHECK DATE:
RELEASED FOR:	SCALE:
DRAWING NUMBER:	SHEET No.:
	REV.: