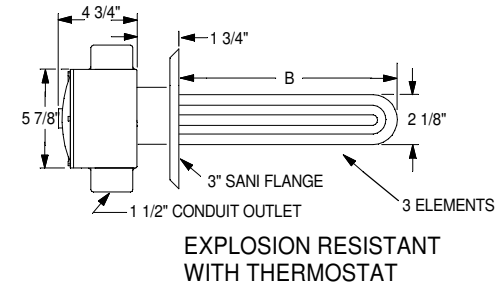
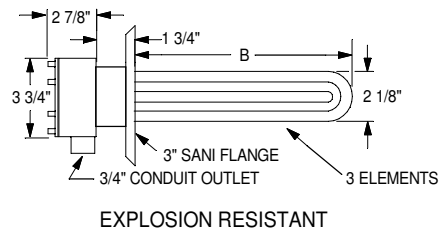
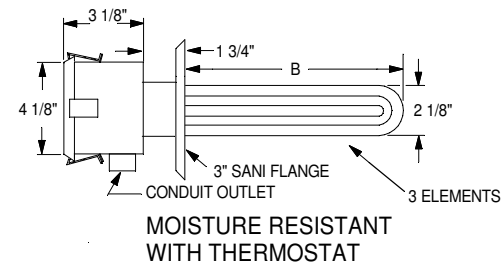
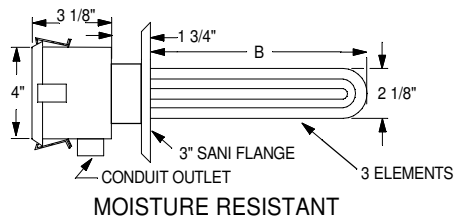
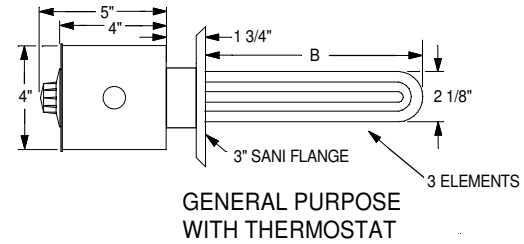
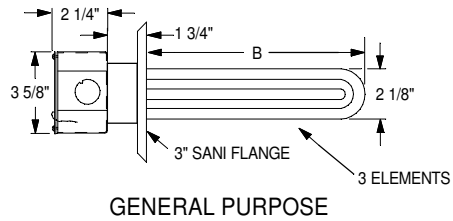


"B" = IMMERSION LENGTH



DIMENSIONS ARE IN INCHES (MM)  
 TOLERANCES ARE AS FOLLOWS, UNLESS NOTED  
 1/XX, ± 1/8" (.2mm)    1/XX, ± 1/16" (.1mm)  
 .0XX, ± .01" (.25mm)    .00XX, ± .005" (.1mm)  
 ANGLES ± 1°

REVISION DATE	REV. NUMBER	DESCRIPTION OF REVISION	REV'D BY	APP'D BY



TITLE: **D3 SERIES  
 3 ELEMENTS**

CUSTOMER:	
DESIGN BY:	DESIGN DATE:
DRAWN BY:	DRAWN DATE:
CHECKED BY:	CHECK DATE:
RELEASED FOR:	SCALE:
DRAWING NUMBER:	SHEET No.:
	REV.: