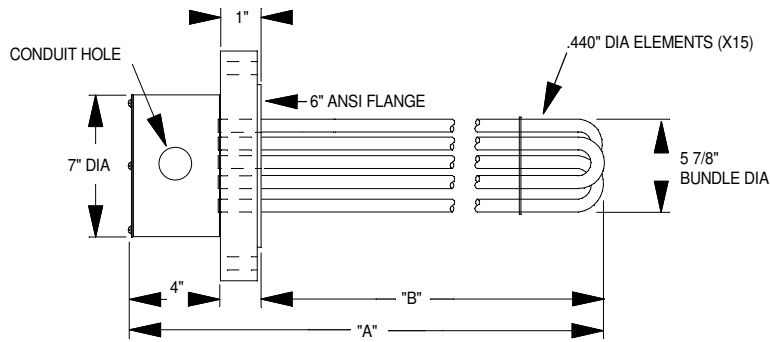
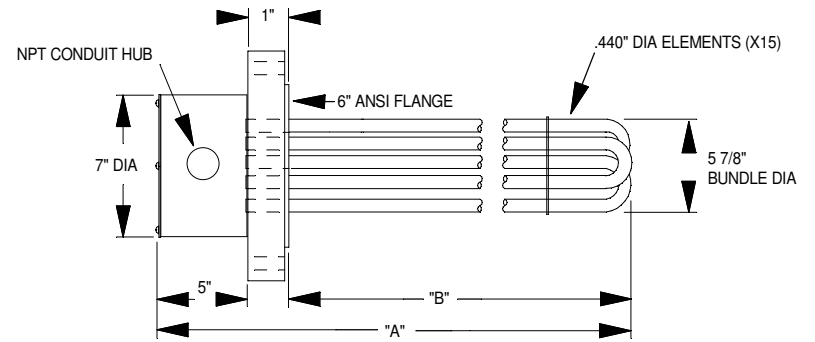


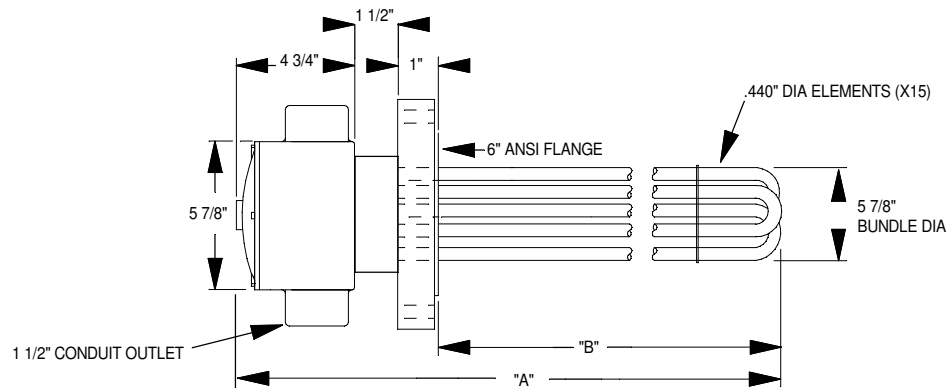
"A" = OVERALL LENGTH
 "B" = IMMERSION LENGTH



GENERAL PURPOSE
 AND MOISTURE RESISTANT



GENERAL PURPOSE
 AND MOISTURE RESISTANT
 WITH THERMOSTAT



EXPLOSION RESISTANT
 WITH AND WITHOUT A
 THERMOSTAT

DIMENSIONS ARE IN INCHES (MM)
 TOLERANCES ARE AS FOLLOWS, UNLESS NOTED
 1/XX, ± 1/8" (.2mm) 1/XX, ± 1/16" (.1mm)
 .0X, ± .01" (.25mm) .00X, ± .005" (.1mm)
 ANGLES ± 1°

NOTES:

REVISION DATE	REV. NUMBER	DESCRIPTION OF REVISION	REV'D BY	APP'D BY



**SOUTHEAST
 THERMAL SYSTEMS**

TITLE: **F6 SERIES
 15 ELEMENTS**

CUSTOMER:		
DESIGN BY:	DESIGN DATE:	
DRAWN BY:	DRAWN DATE:	
CHECKED BY:	CHECK DATE:	
RELEASED FOR:	SCALE:	SHEET No.:
DRAWING NUMBER:	REV.:	