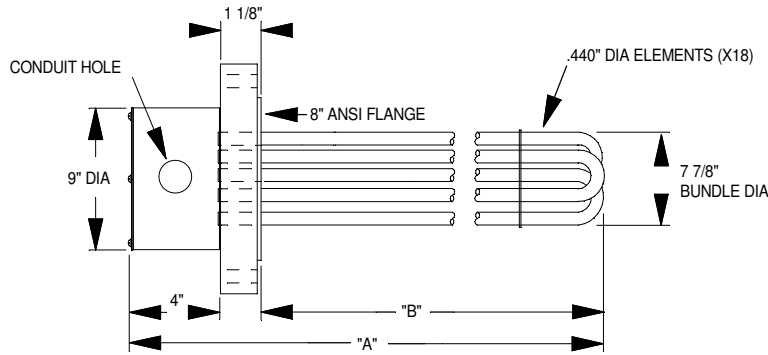
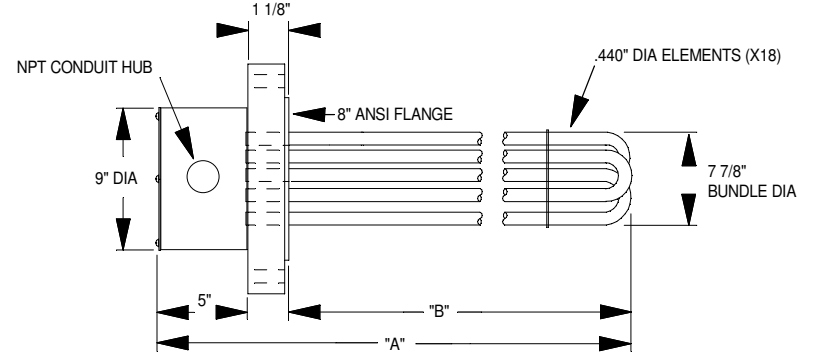


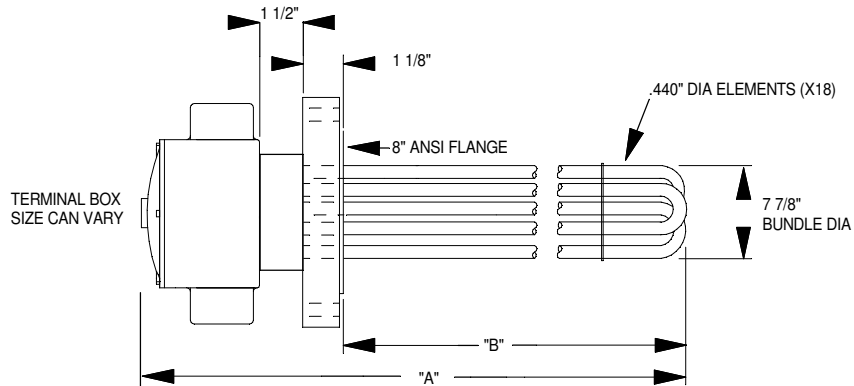
"A" = OVERALL LENGTH  
 "B" = IMMERSION LENGTH



GENERAL PURPOSE  
 AND MOISTURE RESISTANT



GENERAL PURPOSE  
 AND MOISTURE RESISTANT  
 WITH THERMOSTAT



EXPLOSION RESISTANT  
 WITH AND WITHOUT A  
 THERMOSTAT

DIMENSIONS ARE IN INCHES (MM)  
 TOLERANCES ARE AS FOLLOWS, UNLESS NOTED  
 1/XX, ± 1/8" (3mm) 1/XX, ± 1/16" (1mm)  
 .0XX, ± .01" (.25mm) .00XX, ± .005" (.1mm)  
 ANGLES ± 1°

NOTES:

REVISION DATE	REV. NUMBER	DESCRIPTION OF REVISION	REV'D BY	APP'D BY



**SOUTHEAST  
 THERMAL SYSTEMS**

TITLE: **F8 SERIES  
 18 ELEMENTS**

CUSTOMER:		
DESIGN BY:	DESIGN DATE:	
DRAWN BY:	DRAWN DATE:	
CHECKED BY:	CHECK DATE:	
RELEASED FOR:	SCALE:	SHEET No.:
DRAWING NUMBER:	REV.:	