

Customer Name: \_\_\_\_\_  
 Email: \_\_\_\_\_ Date: \_\_\_\_\_  
 Contact Number: \_\_\_\_\_ Quantity: \_\_\_\_\_  
 Job Number: \_\_\_\_\_ Part Number: \_\_\_\_\_

## MgO RTD Spec Build Sheet

**Construction Style** *(See Below for Construction Types)*

RA	F	M	T	X	2
B	G	Q	V	Y	3
D	K	R	4	Z	8
E	L	S	W	1	

**Element Type**

Resistance @ 0°C

Platinum 100Ω Single		Platinum 500Ω Single	
2 wire 3 4		2 wire 3 4	
Platinum 100Ω Dual		Platinum 1000Ω Single	
2 wire 3 4		2 wire 3 4	

**Accuracy & Temperature Coefficient**

Accuracy @ 0°C

Class B (.12%)		1/3 RD (.04%)	
Din .00385	Jis .00392	Din .00385	Jis .00392
Class A (.06%)		1/10th (.01%)	
Din .00385	Jis .00392	Din .00385	

**Temperature Range**

-50 to +200°C	-50 to +450°C	-200 to +650°C
---------------	---------------	----------------

**Sheath Diameter**

1/8 (.125)	3/16 (.188)	1/4 (.250)	3/8 (.375)
------------	-------------	------------	------------

**Sheath Material (Inch) 316SS**
**Sheath Length** inches

**Termination** Length inches

**Leadwire Type** *(All stranded- specify below)*

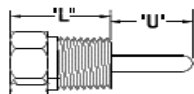
Fiberglass Cable (450°C)	FG w/SS Overbraid
FG w/SS Flex Armor Cable	w/ SS Flex Armor Cable
Teflon Cable (200°C)	Shielded Teflon
w/SS Overbraid	PVC (105°C)
Teflon Singles	Fiberglass Singles

**Leadwire Termination**

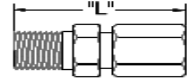
Standard Male Plug (200°C)	Standard Plug w/Mating Jack
2 1/2" Split	Standard Female Jack
2 1/2" Split w/#8 spade lugs	Miniature Male Plug
2 1/2 Split" w/#8 spade lugs & BX Connector	Miniature Plug Mating Jack
Miniature Female Jack	2 1/2 Split" w1/4" Push-On Connectors

**Sheath Mounting Fittings** *(Choose Fitting Type to reveal field options)*

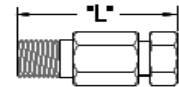
Fixed Brazed or Welded Bushings
NPT
316 SS
Brass

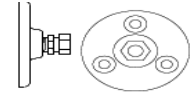

**Sheath Mounting Fittings - continued**

## Compression Fittings

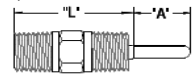
 Re-Adjustable -Stainless Steel  
NPT


One-time Adjustable

 NPT  
Stainless Steel  
Brass

 Mounting Flanges *(Not available with teflon coated sheath)*

 w/Adjustable Brass Compression  
w/Adjustable SS Compression


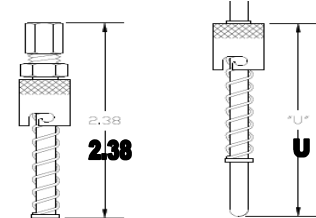
## Double Ended Hex Nipples NPT

 Steel, brazed on 316 SS  
SS, spring loaded Steel, spring loaded  
SS, self contained spring loaded (1/4")


## Bayonet Fitting

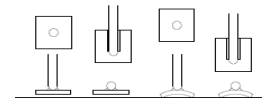
 Adjustable (1/8)  
Re-Adjustable (1/8)  
Fixed

Sheath Diameter:

 1/8 inch  
3/16 inch  
1/4 inch


"U" Length inches

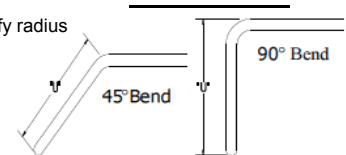
**Weld Pads** *(316 SST, 1x1 inch)*

 Perpendicular  
Horizontal  
Perpendicular Radius\*

 Horizontal Radius\* *\*Specify radius*
**Sheath Bends Needed**

90°

45°

U Length Inches


**Special Options**

 BX Connector on leads  
PVC Coated Flex Armor  
Teflon Coated Flex Armor  
Teflon Encapsulated Sheath  
Grounding Screw  
Other Specify

# TEMPERATURE SENSORS



## MgO RTD Construction Types

